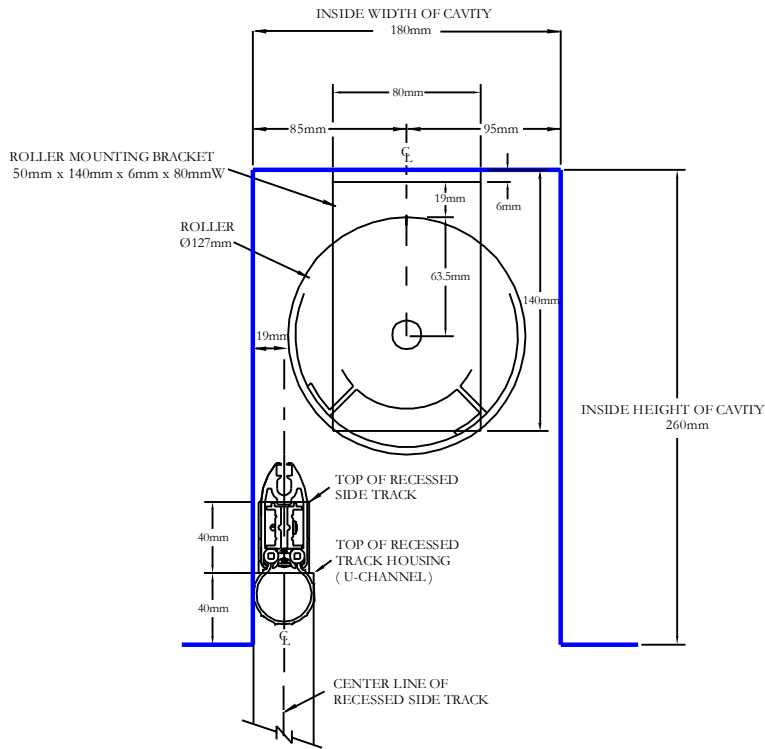
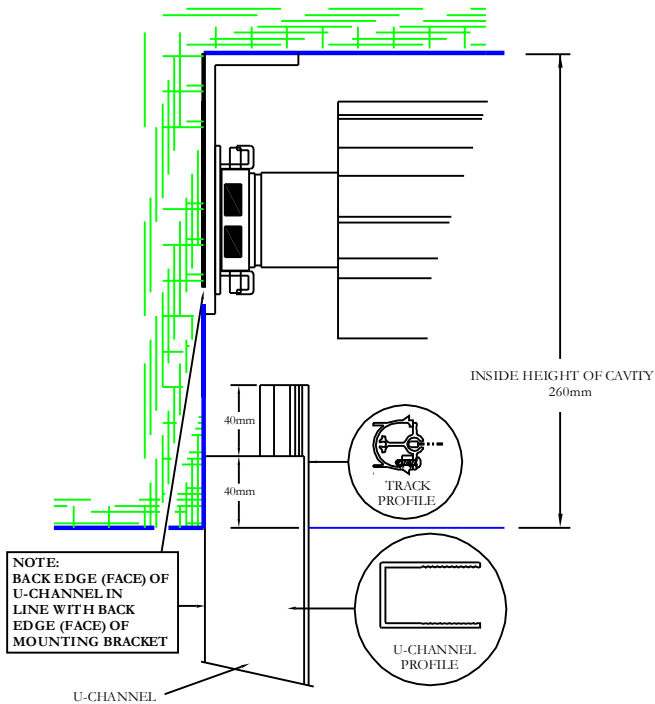


Recessed Roller Placement Details - Minimum Cavity Size for 127mm Roller



**PLACEMENT OF 127mm ROLLER,
140mm ROLLER MOUNTING BRACKET
AND RECESSED SIDE TRACK**



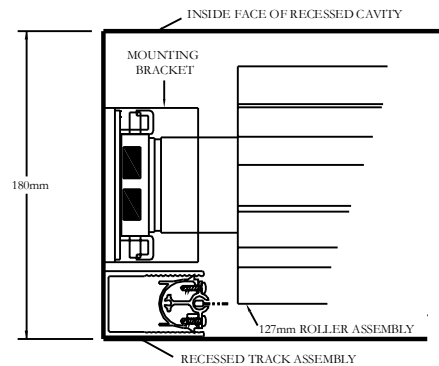
**RELATIONSHIP OF THE
SIDE TRACK U-CHANNEL
TO THE 140mm MOTOR MOUNTING BRACKET**

PRODUCT LIMITATION
SIZE LIMITATION FOR THE 5 INCH ROLLER IS:
8.0 metres (Wide) x 5.0 metres (High/Pull Length)

IMPORTANT NOTE(S):

1. THE DIMENSIONS GIVEN FOR THE CAVITY ARE THE MINIMUM THAT CAN BE ALLOWED.
2. UNDER "NO" CIRCUMSTANCES ARE THE INTERIOR DIMENSIONS OF THE CAVITY TO BE MADE SMALLER.
3. THE CAVITY DIMENSIONS SHOWN ARE FOR USE WITH A 45mm OR A 100mm BOTTOM SEAL. IF A 150mm BOTTOM SEAL USED OR IF THE ENTRANCE INTO THE CAVITY IS ROUGH INCREASE CAVITY WIDTH BY 13mm.

PHANTOM
*Executive*TM
Retractable ScreensTM



**RELATIONSHIP OF U-CHANNEL
TO MOTOR BRACKET IN A MINIMUM
RECESSED CAVITY C/W 127mm ROLLER**

All dimensions are given in inches.

Creator:	Date:	Revision:
NDR	04/12/2010	Rev:
Drawing Title:		
PSEXECINSTALLMINCAVITYSIZE5INCH01		
© 2010 Phantom Screens Australia		Scale:
		1:1